

VISION SCREENER



A test in the blink  
of an eye!

# DISCOVER THE WORLD OF **VISIOLITE**®




## SCREENING FOR VISUAL DISORDERS

- ▶ Simple, fast and complete
- ▶ Programme typical test sequences according to your needs
- ▶ Adapt and customize to your needs
- ▶ Help to interpret results and create sequences/video supports

CE





## INTELLIGENCE FOR YOUR BUSINESS

The **Visiolite®** device is intended for occupational health services and specialists in preventive medicine. A technological powerhouse with several registered patents, it combines high technology optics, electronics and computerization, for the measurement of visual acuity and screening vision disorders.

- 1 **Suitable for progressive lens wearers**  
The patient switches from distance to near vision by simply lowering the gaze.
- 2 **A sensory sensor & an ergonomic forehead rest** ensure optimal face placement
- 3 **Analysis of entire visual field**  
A patented motorized system tests 32 points per eye distributed within 20° and 30°.



## WHEN SIMPLICITY EQUALS EFFICIENCY

Computerized or not, solutions exist. **The Visiolite®** software is intuitive, allowing you to quickly and efficiently perform your tests in minutes:

- Access your database and export the tests to be interfaced with your medical software
- Create test sequences according to work categories tested and apply a score to determine aptitude
- Customize instructions given to the operator and the patient.




Need a remote control version?

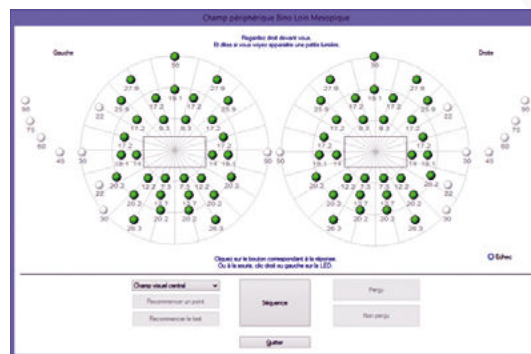
Order the ergonomic, computerized **Visiolite®** with LCD remote control option. Launch a test or test sequence with a single click. Central visual field, sensitivity and glare resistance tests are only available on computerized versions (to be used with the input form).

# A PANEL OF TESTS FROM THE BASIC TO THE MOST ADVANCED

The **Visiolite**® world offers a large choice of tests so as not to miss an important pathology. Your job is evolving, and so are we!



1-2. Acuity 0.5 -12/10. 3. Amsler. 4. Duochrome. 5. Astigmatism. 6. Depth Perception. 7. Colours. 8. Phorias. 9. Contrast. 10. Full visual field. 11. Fusion test. 12. Peripheral field.



Full visual field test


**FIM Medical**  
innovation

Standard visual  
field test in a  
compact screening  
device

## VISUAL FIELD TEST

With a total of 64 light stimuli, the **Visiolite**® tests the central field (within 20° & 30°), horizontal field (180°), vertical field ( $\pm 22^\circ \pm 30^\circ$ ) & nasal field (50°).

The majority of central impairments are due to retinal damage such as ARMD.



**Glare sensitivity** occurs when the light input is too great for the eye to tolerate.


**Glare resistance** is the recovery time required after being dazzled. These two complementary tests are intended for professional drivers.

### Did you know?

At 130 km/hour our vision is reduced to 30°.

Increase in recovery time highlights astigmatism, ageing, cataracts and poor compensation.

# COMPARE AND CHOOSE YOUR MODEL

VISOLITE® MASTER	VISOLITE® MASTER GT RECOMMENDED
BINOCULAR AND MONOCULAR ACUITY: LETTERS, NUMBERS, LANDOLT RINGS	BINOCULAR AND MONOCULAR ACUITY: LETTERS, NUMBERS, LANDOLT RINGS
HYPEROPIA +1 DIOPTER	HYPEROPIA +1 DIOPTER
RED/GREEN DUOCHROME	RED/GREEN DUOCHROME
RELIEFS	RELIEFS
FUSION	FUSION
VERTICAL AND HORIZONTAL PHORIAS	VERTICAL AND HORIZONTAL PHORIAS
ASTIGMATISM	ASTIGMATISM
COLOUR	COLOUR
CONTRAST SENSITIVITY	CONTRAST SENSITIVITY
MESOPIC	MESOPIC
AMSLER GRID	AMSLER GRID
FULL VISUAL FIELD (HORIZONTAL, VERTICAL, NASAL & CENTRAL)	FULL VISUAL FIELD (HORIZONTAL, VERTICAL, NASAL & CENTRAL)
-	 GLARE SENSITIVITY
-	GLARE RESISTANCE

Setting options according to tests

- Brightness : high photopic, low photopic, mesopic.
- Distance: far (5m), intermediate (60cm) near (33cm).


Other tests and distances available according to the model and the countries concerned.

## ACCESSORIES (included with your device)

Single-use facial covers (1 box free per device purchased)

## OTHER ACCESSORIES (not included)

- Travel case
- Protective cover
- Visioclick® (Automated testing with voice instructions)



YOUR DISTRIBUTOR

**2**  
YEARS  
WARRANTY  
VISOLITE



51 rue Antoine Primat - CS 60194  
69625 Villeurbanne Cedex France

Ph +33 (0)4 72 34 89 89  
Fax +33 (0)4 72 33 43 51  
contact@fim-medical.com

